

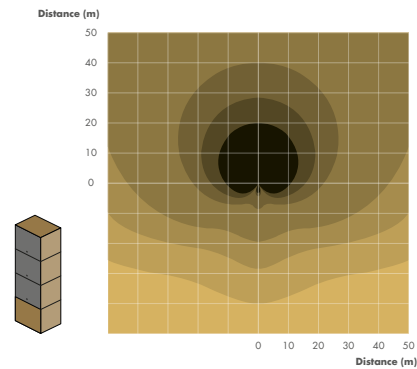
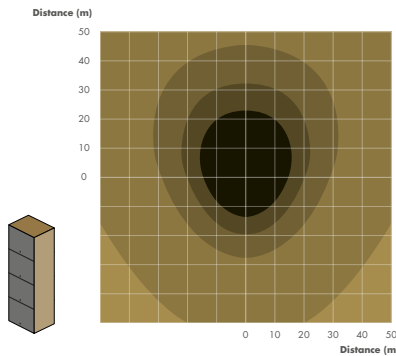
# SB 15m SUBWOOFER



<b>Description</b>	High power compact subwoofer: 1 × 15" amplified by LA2Xi / LA4X / LA8 / LA12X
<b>Usable bandwidth (-10 dB)</b>	40 Hz - 100 Hz ([SB15_100])
<b>Maximum SPL<sup>1</sup></b>	137 dB ([SB15_100])
<b>Nominal directivity</b>	Standard or cardioid configurations
<b>Transducers</b>	1 × 15" cone driver
<b>Acoustical load</b>	Bass-reflex, L-Vents
<b>Nominal impedance</b>	8 Ω
<b>Connectors</b>	IN: 1 × 4-point speakON LINK: 1 × 4-point speakON
<b>Rigging and handling</b>	2 coupling bars and 2 locking tabs 1 pole mount - 35 mm 2 handles
<b>Weight (net)</b>	36 kg / 79.4 lb
<b>Cabinet</b>	Premium grade Baltic birch plywood
<b>Front</b>	Coated steel grill Acoustically neutral 3D fabric
<b>Rigging components</b>	High grade steel with anti-corrosion coating
<b>Finish</b>	Dark grey brown Pantone 426 C pure white RAL 9010 custom RAL code on special order
<b>IP</b>	IP55

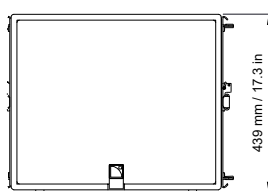
<sup>1</sup> Peak level at 1 m under half space conditions using pink noise with crest factor 4 (preset specified in brackets).

## ISOCONTOUR

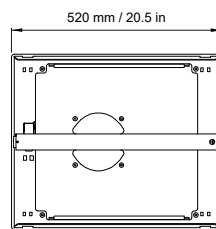


► SPL mapping of a block of four SB15m in standard (left) and cardioid (right) arrangements, using surfaces of equal sound pressure with three dB step colored scale.

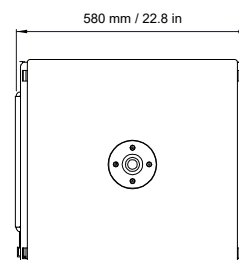
## DIMENSIONS



Front



Side



Top